



Rachel Hollingdale Grade 4

Bautiful Soup

by David Billings, Rob Fairbairn, Mark Leehy and Kevin O'Mara

- 1 A fire place, a quiet place
Somewhere you know
A cosy spot, a boiling pot
Somebody's home

Winter mem'ries, thick and dreamy
Drift down the hall
Beckoning, welcoming
Plenty for all

Beautiful soup, beautiful soup
Pennyworth only, beautiful soup

- 2 An ev'ning, a gathering
Table and chairs
You and me, company
Something to share

Steaming bowls, crusty rolls
Time honoured scene
Simple fare, anywhere
Fit for a queen

Beautiful soup, beautiful soup
Pennyworth only, beautiful soup

Beautiful soup, (*beautiful*)
Beautiful soup (*beautiful soup*)
Pennyworth only, beautiful soup

© Billings-Fairbairn-Leehy-O'Mara 1996. Reprinted by permission Bushfire Press



A Percussion Score


Here is a percussion score for the song Beautiful Soup
It uses short and long sounds



Beau - ti - ful



soup



beau - ti - ful




soup



Pen - ny - worth



only




Beau - ti - ful




soup


Make up your own score, using repeated patterns and short and long sounds




Beau - ti - ful




soup




beau - ti - ful




soup




Pen - ny - worth



only



Beau - ti - ful



soup

dance



3/4 or Waltz Time

Try this group of movements with the song *Beautiful Soup*



- 1 Bob down and touch the floor



- 2 Stand and stretch your right arm



- 3 Stretch your left arm

Make up your own set of 3 movements

The Side, 2, 3

- 1 Step to the right on the right foot
- 2 Bring the left foot over to close with the right
- 3 Lift the right foot up and step on it again on the spot

Repeat to the left

- 1 Step to the left on the left foot
- 2 Bring the right foot over to close with the left
- 3 Lift the left foot up and step on it again on the spot

The Turn, 2, 3

This is nearly the same as The Side, 2, 3 – except you will use your 3 steps to turn in a circle

- 1 Step to the right on your right foot and start turning (spinning) to the right
- 2 Bring your left foot over in front of the right and keep turning
- 3 Lift up your right foot and step on it again on the spot (this step will help complete the turn if you are not quite facing the front again)

The turn can also be done to the left, using the opposite feet

